



MOO CHALLENGE BERLIN – Sat 24 May 2025

Bulletin n.2



CHECK ALSO BULLETIN N.1 where you find most of the info – here you only have last news or **changes**

EVENT CENTER

Jules B-Part

Luckenwalder Str. 6b Berlin

Just behind the U-Bahn station **GLEISDREIECK** (lines U2 U3 U12)

This is a nice cafe with a lot of outdoor space. It is open from 9 AM till late. Covered area in case of rain.

Toilets available. It is possible to leave a small bag during the competition (see Bulletin n.1)

Breakfast items available (cakes, baked goods, sandwiches, bulgur bowls and of course all kind of coffees).

After the competition you'll also find hamburgers and beers. Vegetarian and vegan options available.

Jules B-Part (differently from what happens normally in Berlin) is cashless (no cash payment – only cards).

If you feel like eating and drinking we encourage you to do it here to thank them for hosting MOO CHALLENGE and to create the nice atmosphere of after-MOO where competitors talk about the maps and questions and have fun :-)

TIMINGS

CHECK-IN from 11:30

BRIEFING 12:40 → RACE START 13:00

TIME LIMIT 18:30 After 18:30: 5 minutes penalty each minute after 18:30

After 19:00 you are DISQUALIFIED (but still you had a beautiful day, hopefully ;-))

CHECK-IN

Please come to the check-in desk (we will be in the garden, south side of the main building). This is important for us to check if some team is missing and to check if your app has the right team selected. You will also get your 'bib number' (not to be worn – it's a souvenir – some people collect them :-))

At 12.40 sharp the briefing starts. At that time be ready for competition (toilet – bag – proper dress) because we start straight away



U-BAHN DISRUPTIONS

Please note that U1 U2 U3 during this period (and also on Saturday 24) run on a different scheme and new line U12 is created. The General Map of MOO BER.LIN has got already the correct and actual information on these lines.

More info here: www.bvg.de/en/connections/route-overview/www.bvg.de/en/connections/route-overview/u12

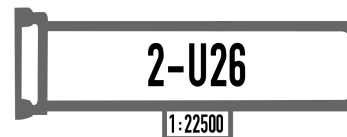
COURSE

We have **9 maps** and about **20 km** on foot to reach all controls (you can add more km on foot if you skip some public transport). The maps and controls may always visited in **free order**. Map **number 1** has questions/controls numbered from **11 to 19** and so on (so control numbers 1 2 3 4 5 6 7 8 9 10 20 30 40 50 60 70 80 90 are not used)

SMALL MAPS

Small Maps are printed on **waterproof pretex paper**. Each team will have one set of maps (NOT one each competitor).

The layout (title) of the Small Maps is inspired by Berlin street signs – instead of the house numbers in the small section you find the scale of the map. Contour interval is not written and not that relevant – if present, contour lines are always 2.5 m



FINISH

Click the button 'FINISH' on the app **only at the Finish** showing the screen to the **Finish Marshal**, not before. Wait some seconds (Finish Time appears) you can now click 'SEND answers'. You will/must be helped by Finish Marshal on this.

If you mistakenly click 'FINISH' during the competition you can click back without any problem.

If you mistakenly click 'FINISH' and 'SEND answers' during the competition... it's a bit of a mess :-)) but don't worry we fix it at the Finish, you just lose some race time while we fix it

FINISH

SEND answers

RESULTS

Online – you get the web address at the finish. We plan to have proper live results for the first 20-30 teams. The others are checked later in the evening. Before the night everything should be posted on the website.

QUESTIONS AND ANSWERS – a small recap of what is already written in Bulletin n.1

Remember that the correction of the answers is completely automatic so even a small typo means wrong answer. Be aware that your spellcheck can change the text, extra check the answer!

All answers are one word only except dates, time, currencies where the question tells you if to use dots, commas, colons. All numbers must be spelled as numbers: 3 (not three). Never include unit of measurement (EUR, €, meters) in the answer. Spaces before and after the answer are OK. Upper-case or lower-case doesn't mind, it's correct anyway. Correct answers will be printed and posted at the event center around 19.10h and later on the website.

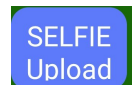
APP INSTRUCTIONS

The app works in ANDROID only, installation file (.apk) and instructions were sent by email. You don't find it on PLAY STORE. With the app you read the Questions, you write the Answers and you send the Selfies.

ONLY ONE PHONE in the team uses the APP – if you send Answers/Selfies from two phones is a mess – don't do it :-)

When you write an answer it is saved in the phone memory – you can get out of the app, or even turn off/on the phone and your answers will still be there. You can change your answers any time during the competition until you send them to the server (this is done only at the Finish). Of course if you uninstall the app the answers are lost.

To send a Selfie – take a picture with the mobile THEN go to the app and click the button 'SELFIE Upload' (you will see the gallery and choose the picture you just shoot)



You need internet only at home when you select the team, at the Start when you load the questions, every time you send a SELFIE, at the Finish when you click 'SEND answers'. At all other time the app can work offline.

The app is self-made and most of the time does its job properly; handle with care and everything will be good :-)
Just be aware that>

-At the Start, when you insert the 'race code' it looks like it's not working with a list of 'undefined' labels: just click on any 'undefined' label and then go 'back' ... now it will work

-Sending Selfies can take some time – be patient

QR CODES

You will need to scan QR codes to access extra info/maps

DAILY TICKET INFO

You better buy a daily ticket for public transport in Berlin – it lasts 24h so you can use it also before or after the competition according to your plans. You can buy it in any U-Bahn S-Bahn station at the automatic machines.

You should buy the normal tariff ticket: 24-hour ticket Berlin AB 10,60 EUR

If you also need the ride from-to the airport you must buy 24-hour ticket Berlin ABC 12,30 EUR

In Berlin there are no turnstiles – all station are free access, but remember to validate your ticket (the 24h period starts when you validate, not when you buy)

LINKS:

[24-hour ticket Berlin](#)

[Small group 24-hour ticket Berlin](#) (If you are 4 people together this is definitely cheaper)

USEFUL EXTRA INFO – see picture to understand how to count steps and the floors in German

HOW TO COUNT
STEPS ON THE
STAIRWAYS :-)

THE FLOORS
IN GERMAN:

GESCHOSS= FLOOR
OBER=OVER
ERD=GROUND
UNTER = UNDER

OG2 =+ 2

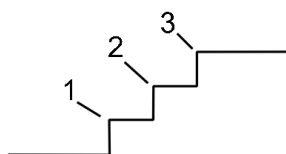
OG1 = +1

EG = 0

UG1 = -1

UG2 = -2

These are 3 steps



MOO T-SHIRTS

I will bring the last stock of [MOO t-shirts from Milan](#) hand-printed on organic cotton with the very cool design of the manhole cover. After prize-giving we see how many t-shirts are left (sizes S M L) and you can buy one for 20 EUR

PRIZE-GIVING

Very low profile. First 3 teams can choose a MOO T-SHIRT or a free entry to next MOO

FOOTBALL MATCH

Be aware that Saturday at 8 PM Arminia and Stuttgart play the DFB Pokal Final at Olympiastadion. The MOO course doesn't pass near the stadium but there will be a lot of football fans in town.

You'll probably pass near/through a [fanfest in Alexanderplatz](#) but it doesn't seem that this will affect any control points.

see you very soon, Remo